


Drawing No.	*Rev.	Date	Page
BF5A80GA-RNH-020mA	A	2019/03/28	1/3

APPROVAL SHEET

Part No: **BF5A80GA-RNH-020mA**

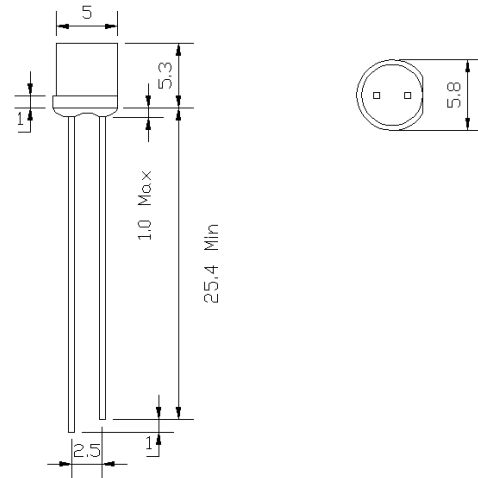
NOTE : Green Part

MAKER			CUSTOMER	
				
R&D	QA	Sales	Checked	Approved

Prepared	Checked	Approved
Rachel Lee	Hann Chiu	Kenneth Wu

DESCRIPTION:

Device Type : BF5A80GA-RNH-020mA
 Dice Material : AlGaInP
 Light Color : Red
 Lens Color : Water Clear
 Lens Dimension : 5 mm



Absolute Maximum Ratings at Ta=25°C

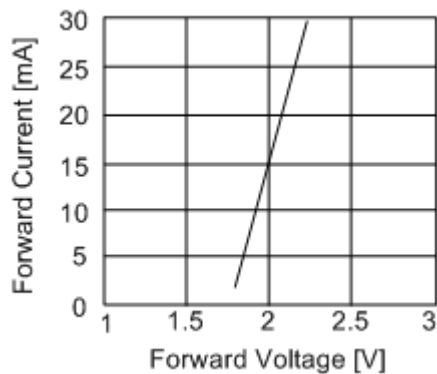
Parameter	Max.	Unit
DC Forward Current	30	mA
Reverse Voltage	5	V
Power Dissipation	80	mW
Operating Temperature	Topr : -40 ~ +80	°C
Storage Temperature	Tstr : -40 ~ +100	°C
Solder DIP (MAX. 5 seconds, 1.6mm from body) Temperature 260°C		

Electrical and Optical Characteristics at Ta=25°C

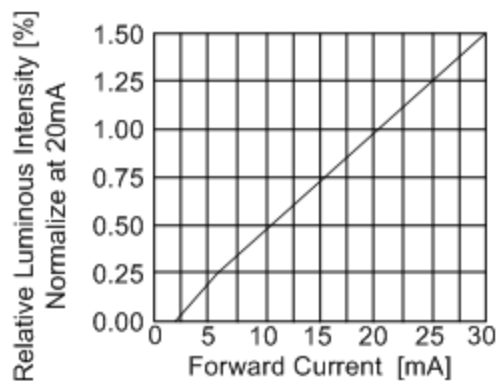
Symbol	Description	Test Condition	Min.	Typ.	Max.	Unit
V _F	Forward Voltage	I _F = 20mA	1.8	-	2.5	V
I _R	Reverse Current	V _R = 5V	-	-	10	μA
λ _D	Dom. Emission Wavelength	I _F = 20mA	618	-	625	nm
Δλ	Spectral Line Halfwidth	I _F = 20mA	-	20	-	nm
2θ 1/2	Viewing Angle	I _F = 20mA	-	80	-	Deg.
I _v	Luminous Intensity	I _F = 20mA	600	900	1200	mcd

- Note:
- 1.The lead should be formed up to 5mm from the body of device without forming stress.
 2. Soldering shall be performed after lead forming.
 3. All dimensions are in millimeters

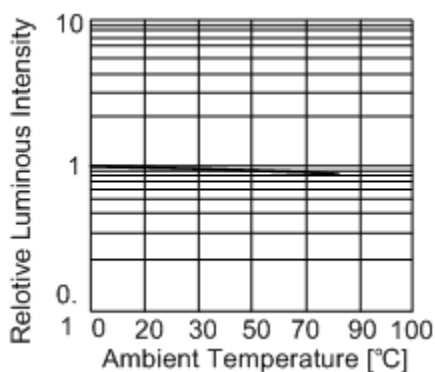
LED LAMP Technical Data



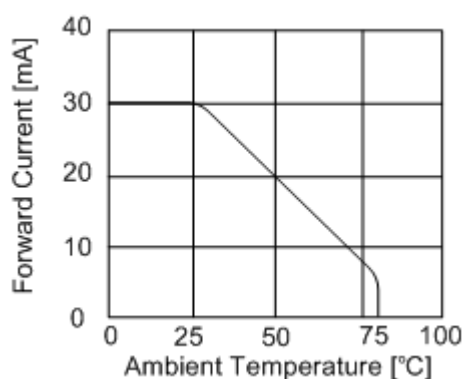
**Forward Current
Vs. Forward Voltage**



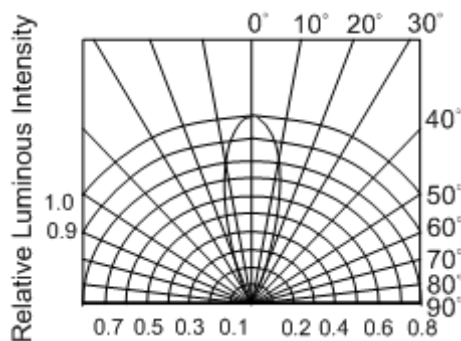
**Luminous Intensity
Vs. Forward Current**



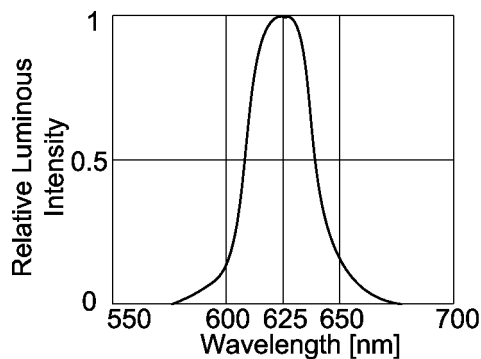
**Luminous Intensity
Vs. Ambient Temperature**



**Forward Current
Vs. Ambient Temperature**



Radiation Pattern



**Relative Luminous Intensity
Vs. Wavelength**