





Drawing No.	*Rev.	Date	Page
BF3H60G-YGH-020mA	B	2015/05/29	1/3

APPROVAL SHEET

Part No: **BF3H60G-YGH-020mA**

NOTE : Green Part

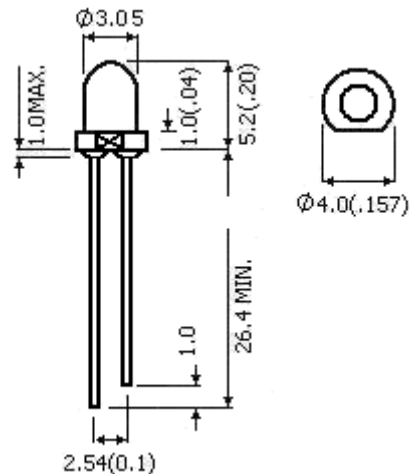
MAKER			CUSTOMER	
				
R&D	QA	Sales	Checked	Approved
				

Prepared	Checked	Approved
Rachel Lee	Hann Chiu	Kenneth Wu

LED LAMP Technical Data

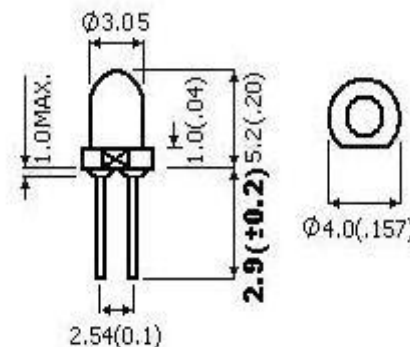
DESCRIPTION:

Device Type : BF3H60G-YGH-020mA
 Dice Material : AlGaInP/GaAs
 Light Color : Yellow-Green
 Lens Color : Green diffused
 Lens Dimension : 3 mm



DESCRIPTION:

Device Type : BF3H60G-YGH-020mA
 Dice Material : AlGaInP/GaAs
 Light Color : Yellow-Green
 Lens Color : Green diffused
 Lens Dimension : 3 mm



Absolute Maximum Ratings at Ta=25°C

Parameter	Max.	Unit
DC Forward Current	20	mA
Reverse Voltage	5	V
Power Dissipation	55	mW
Operating Temperature	Topr : -30 ~ +80	°C
Storage Temperature	Tstr : -30 ~ +100	°C
Solder DIP (MAX. 5 seconds, 1.6mm from body) Temperature 260°C		

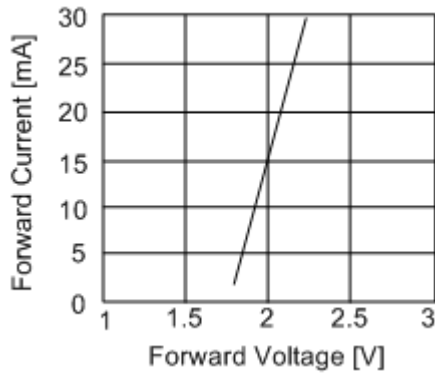
Electrical and Optical Characteristics at Ta=25°C

Symbol	Description	Test Condition	Min.	Typ.	Max.	Unit
VF	Forward Voltage	IF = 20mA	-	2.3	2.6	V
IR	Reverse Current	VR = 5V	-	-	10	μA
λD	Dom. Emission Wavelength	IF = 20mA		570		nm
Δλ	Spectral Line Halfwidth	IF = 20mA	-	20	-	nm
2θ 1/2	Viewing Angle	IF = 20mA		60		Deg.
IV	Luminous Intensity	IF = 20mA	110		230	mcd

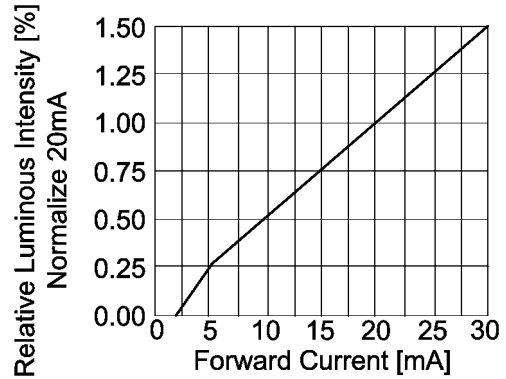
Note: 1. The lead should be formed up to 5mm from the body of device without forming stress.
 2. Soldering shall be performed after lead forming.
 3. All dimensions are in millimeters

LED LAMP Technical Data

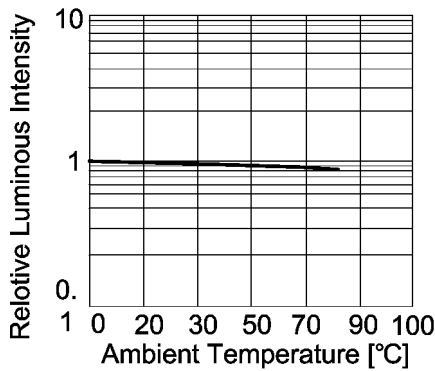
Typical Optical-Electrical Characteristic Curves



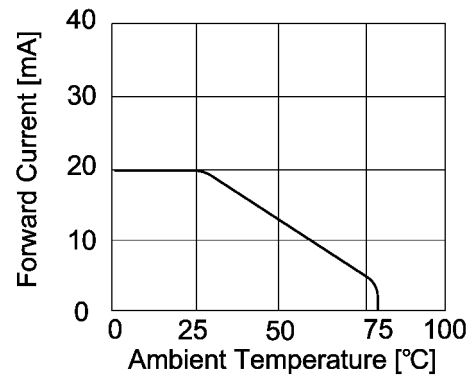
**Forward Current
Vs. Forward Voltage**



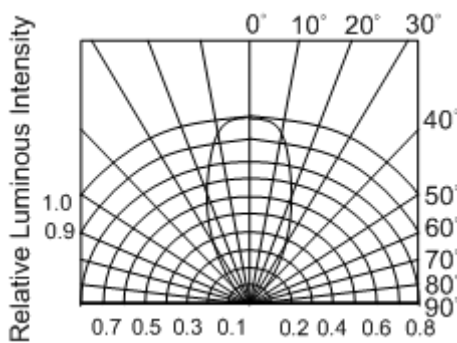
**Luminous Intensity
Vs. Forward Current**



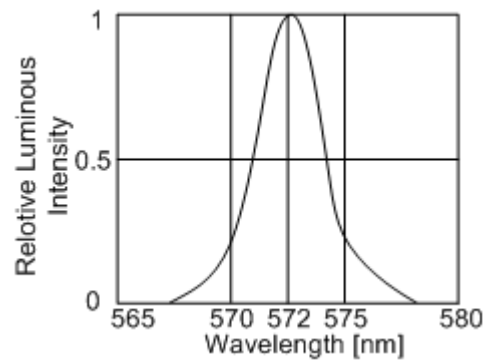
**Luminous Intensity
Vs. Ambient Temperature**



**Forward Current
Vs. Ambient Temperature**



Radiation Pattern



**Relative Luminous Intensity
Vs. Wavelength**