





Drawing No.	Rev.	Date	Page
AL1411A-DSB-030W-BF252Z5	A	2018/12/12	1/7

APPROVAL SHEET

Part No: **AL1411A-DSB-030W-BF252Z5**

NOTE :
WIDE-BAND

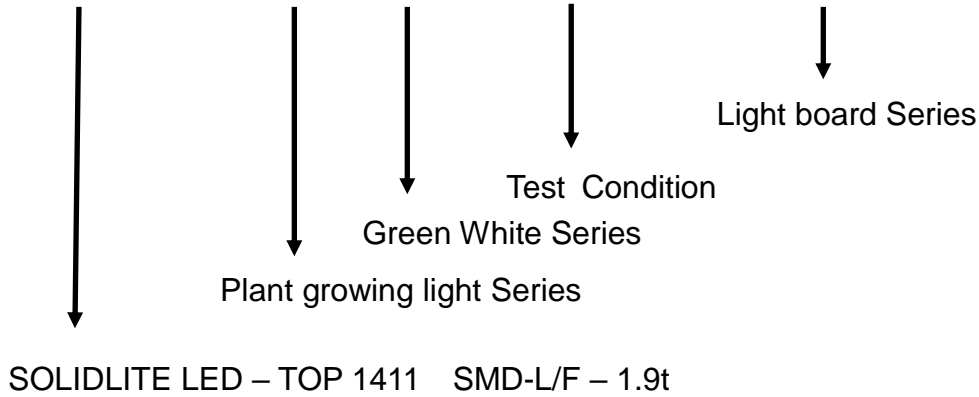
MAKER			CUSTOMER	
				
R&D	QA	Sales	Checked	Approved
				

Prepared	Checked	Approved
Rachel Lee	Evan Chang	Kenneth Wu

Drawing No.	Rev.	Date	Page
AL1411A-DSB-030W-BF252Z5	A	2017/12/12	2/7

A. Description of P/N No.

AL1411A-D SB-030W-BF252Z5




Description of Lot.



Month:

NO.:

Solidlite Corp. 

P/N :

Lot :

Date: . Rank:

Q'ty : . QA :

Drawing No.	Rev.	Date	Page
AL1411A-DSB-030W-BF252Z5	A	2017/12/12	3/7

B. LED Board Data

Absolute Maximum Ratings at T_a=25°C

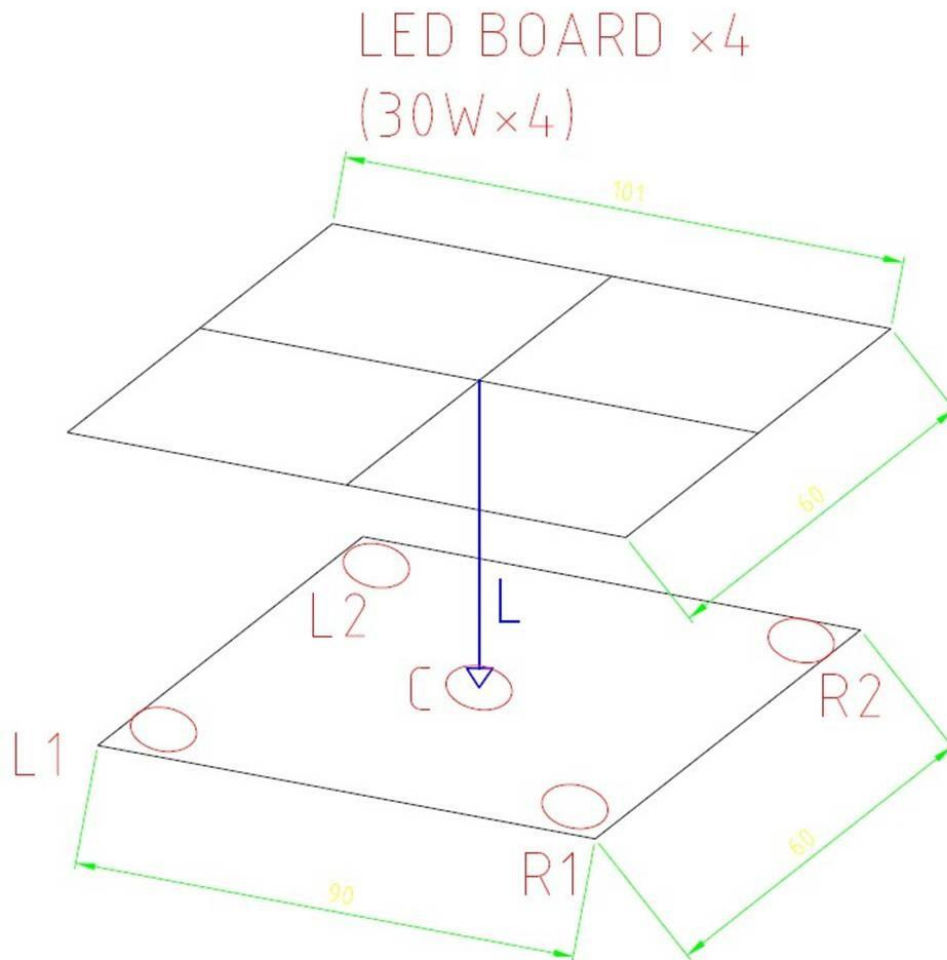
Parameter	Symbol	Rating	Unit
Power Dissipation	Pd	26	W
D.C. Forward Current	If	540	mA

Parameter	Test Condition	Symbol	Min.	Typ.	Max.	Unit
Forward Current	If=540mA	Vf	—	48	—	V

Recommend forward current for longer duration is 540mA.

These values measured by Optical Spectrum Analyzer of SOLIDLITE.

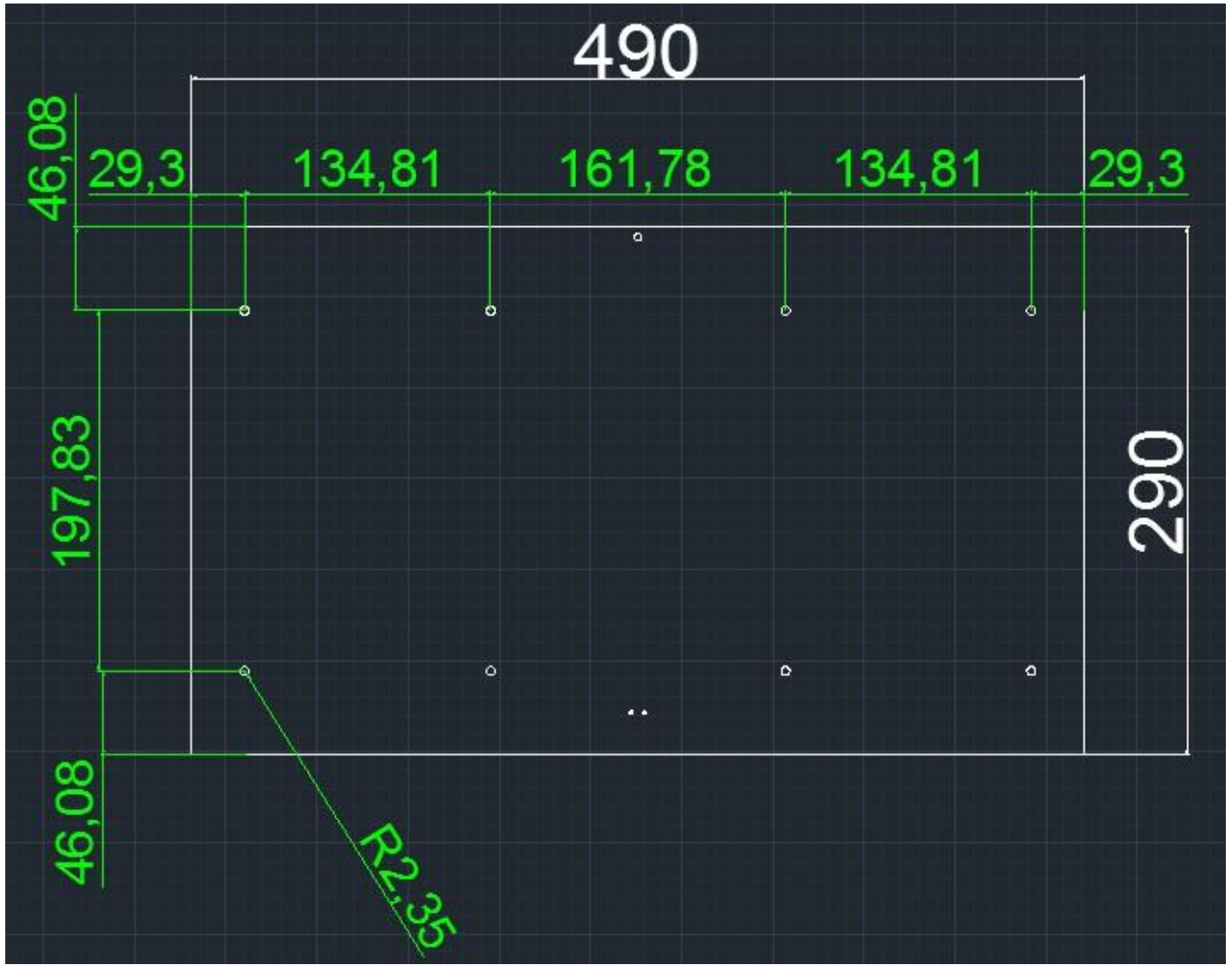
Properties of light (Measurement device model : HD 2102.2 Made in Italy)



μ-mol		
W	30W * 4PCS	
L / POINT	C	L1/L2/R1/R2
45cm	124	54
40cm	131	62.5
35cm	144	63.5
30cm	167	68
25cm	191	77
20cm	221	82
15cm	259	90

Drawing No.	Rev.	Date	Page
AL1411A-DSB-030W-BF252Z5	A	2017/12/12	5/7


LED Board Dimension



Outline Dimension & Tol. : 490mm x290mm x9 mm /±0.15mm

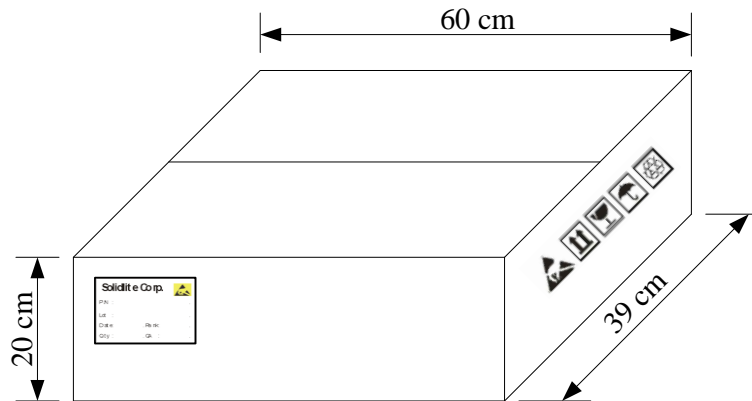
Board Thickness & Tol. : 1 mm /±0.15mm

Drawing No.	Rev.	Date	Page
AL1411A-DSB-030W-BF252Z5	A	2017/12/12	6/7



Drawing No.	Rev.	Date	Page
AL1411A-DSB-030W-BF252Z5	A	2017/12/12	7/7

C. LED Board package information



15pcs / Big Carton Total : 15pcs

※This product is not waterproof.

